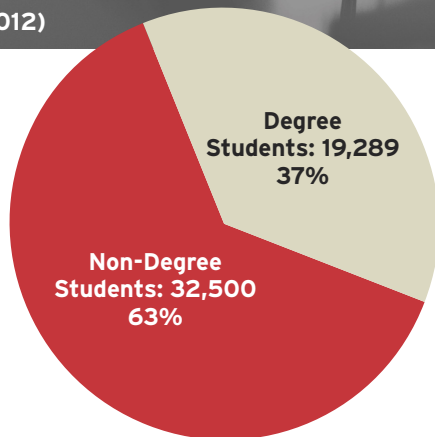
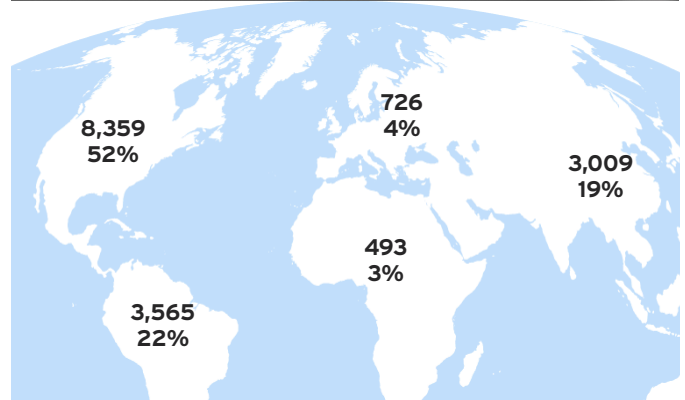


- Over 50,000 students from more than 150 countries come to LaGuardia Community College each year.
- More than 70% of LaGuardia students have an annual family income under \$25,000.
- Lifetime earnings increase more than \$400,000 for students with an associate degree.
- Although community colleges serve the most academically and financially challenged students in our nation, private research colleges receive five times more funding per student.
- Over the past decade, the LaGuardia Community College Foundation has raised more than \$8 million toward student scholarships, student emergency funds, and new initiatives aimed at enhancing student success.
- LaGuardia's Business Services Programs have helped more than 17,000 small businesses grow and created over 8,000 jobs in little more than a decade.
- LaGuardia is a national voice on behalf of community colleges, and we have gained support from influential foundations such as Bill and Melinda Gates, Robin Hood and the Ford Foundation.

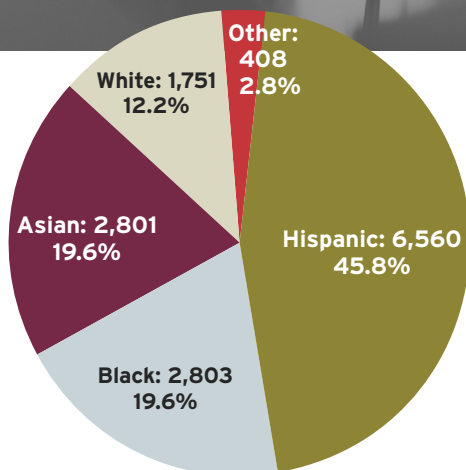
**ENROLLMENT:  
51,789 (FALL 2012)**



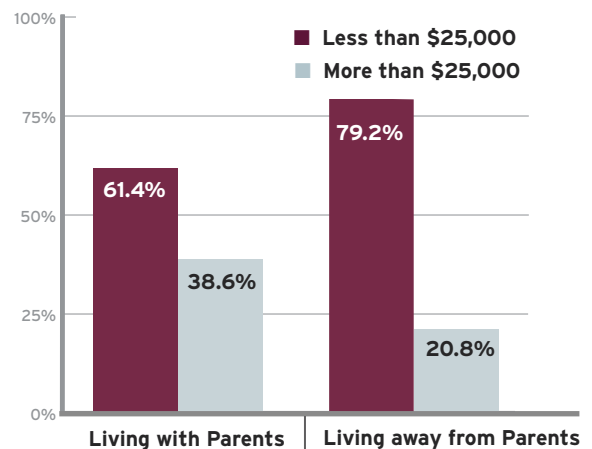
**WHERE DO OUR  
STUDENTS COME FROM?**



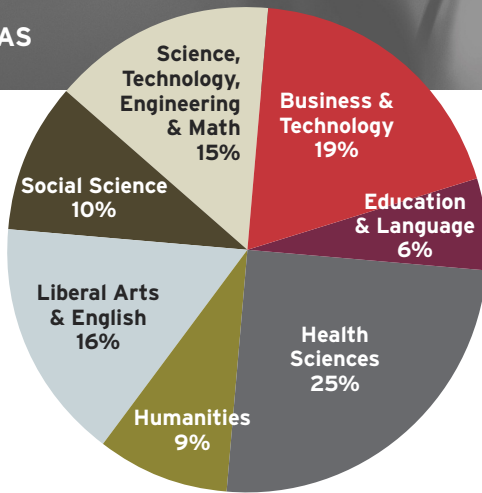
**RACE/  
ETHNICITY**



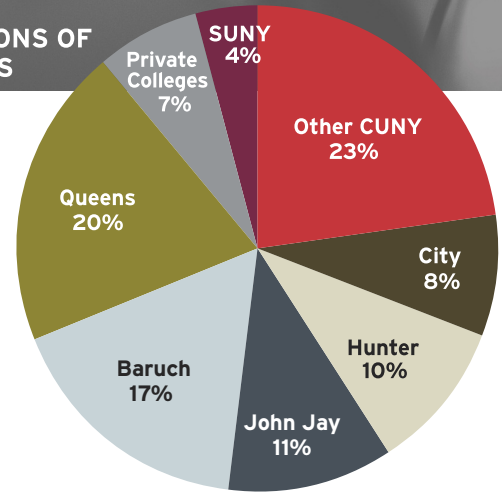
**STUDENTS WITH FAMILY INCOME  
ABOVE AND BELOW \$25,000**



## MAJOR AREAS OF STUDY



## DESTINATIONS OF GRADUATES



## THE COLLEGE

**President:** Dr. Gail O. Mellow

### Faculty:

330 Full Time  
802 Part Time  
57% Have doctorates – more than twice the national average

**Founded:** 1971

### College Revenue:

38% Government Appropriations  
33% Grants & Contracts  
16.8% Tuition and Fees  
11.8% Other Sources  
0.4% Auxiliary Enterprises

### Charitable Support:

LaGuardia Community College Foundation, a separate 501(c)(3), has raised over \$8 million since its formation in 2003, and has awarded more than 4,600 scholarships.

### Grants:

Secured \$16.6 million from government and foundations.

## DEGREE STUDENTS

**Annual Tuition** \$4,566

**Enrollment** 52% Full-Time  
48% Part-Time

### Entering Academic Credential

66% High School Diploma  
31% Transfer  
3% GED

**Age** 53% 17-22  
26% 23-29  
16% 30+

**Gender** 58% Female  
42% Male

**Native Languages** 129

**Receiving Financial Aid** 63%

## ADULT & CONTINUING EDUCATION

### Enrollment by Educational Programs and Services

39% Pre-College Academic Programs  
36% Workforce Development and Training  
25% Business Development Services

### Age

23% 20-24  
20% 25-29  
25% 30-39  
16% 40-49

### Race/Ethnicity

51% Hispanic  
20% Black  
19% Asian  
9% White  
1% Other



LaGuardia  
Community College

**DARE TO DO MORE**

31-10 Thomson Avenue  
Long Island City, NY 11101  
718-482-5010  
www.laguardia.edu

